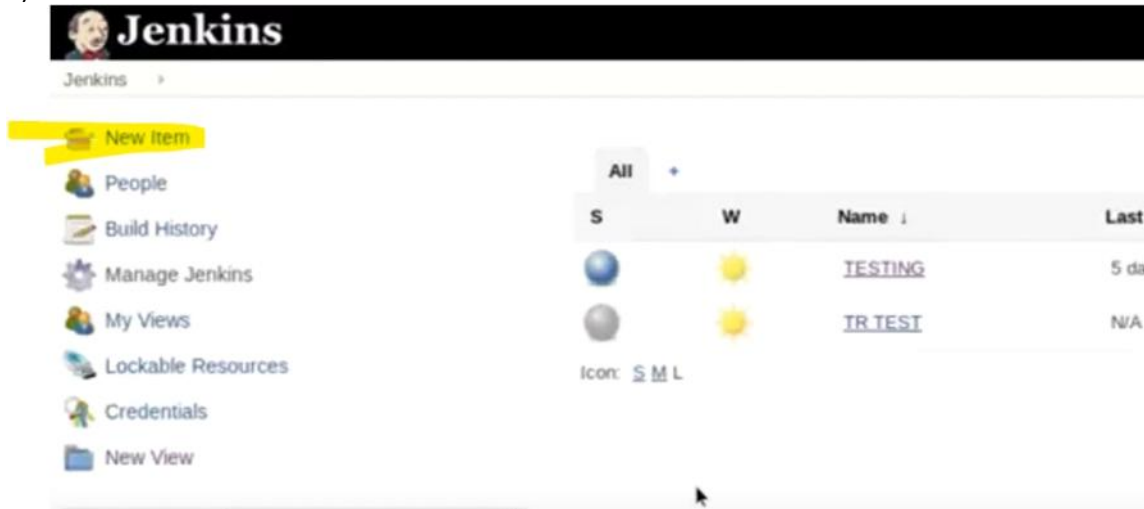
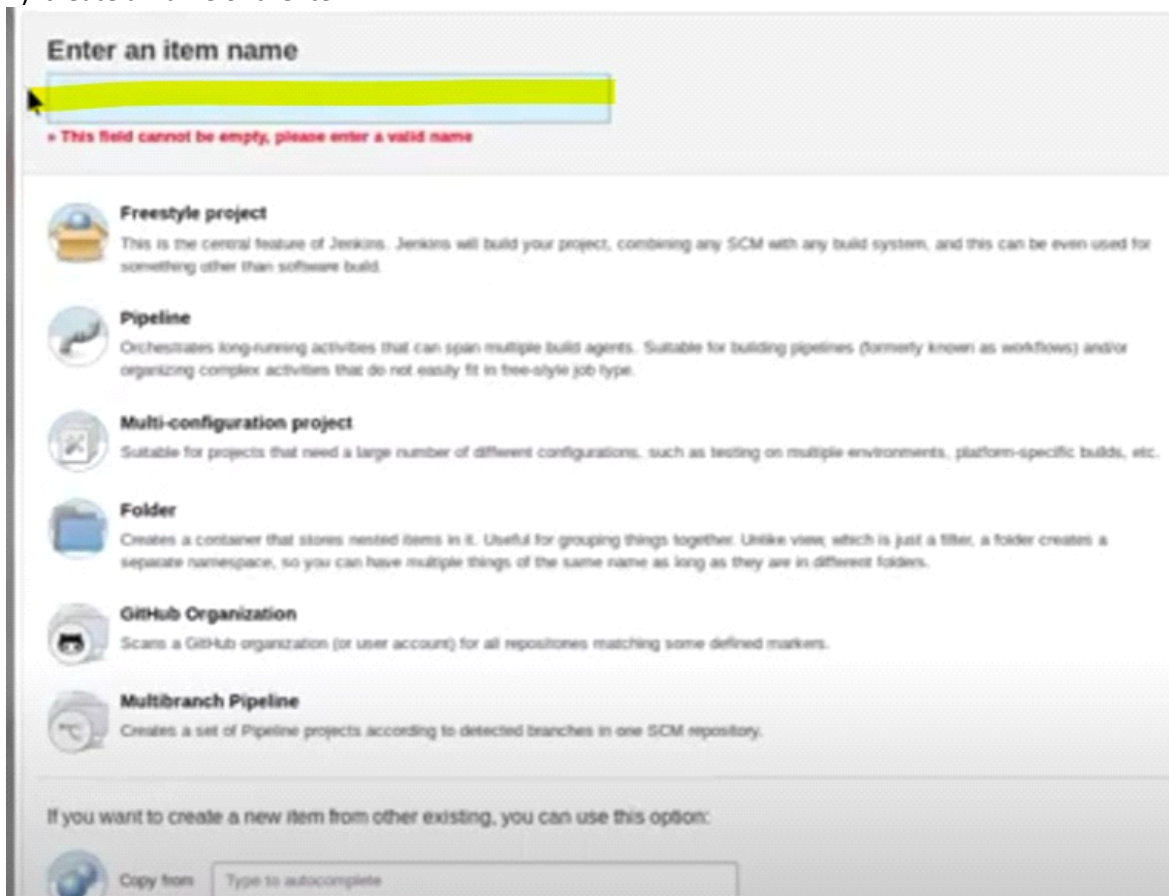


Jenkins Job Setup Page

1) Create a New Item




2) create a Name of the Item





3) Build the new Task from the Main Build page


This page below is where you'll define the job to be run either a file or embedded in the script pane. Also this is where you'll set the time to be ran on a scheduled time.


Jenkins


Jenkins > Freestyle Project >


 Back to Dashboard


 Status


 Changes

 Workspace


 Build Now


 Delete Project

 Configure

 Rename


Project Freestyle Project

 [Workspace](#)

 [Recent Changes](#)

Permalinks

- [Last build \(#1\) 2 min 27 sec ago](#)
- [Last stable build \(#1\) 2 min 27 sec ago](#)
- [Last successful build \(#1\) 2 min 27 sec ago](#)
- [Last completed build \(#1\) 2 min 27 sec ago](#)

 Build History

trend ▾

find